

Monthly FCI Network Snapshot

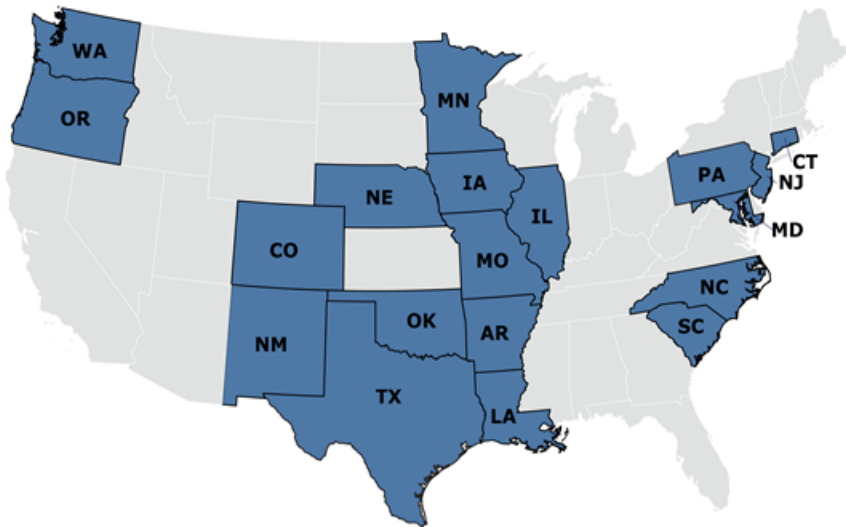
November 2023



FCI Network Reach

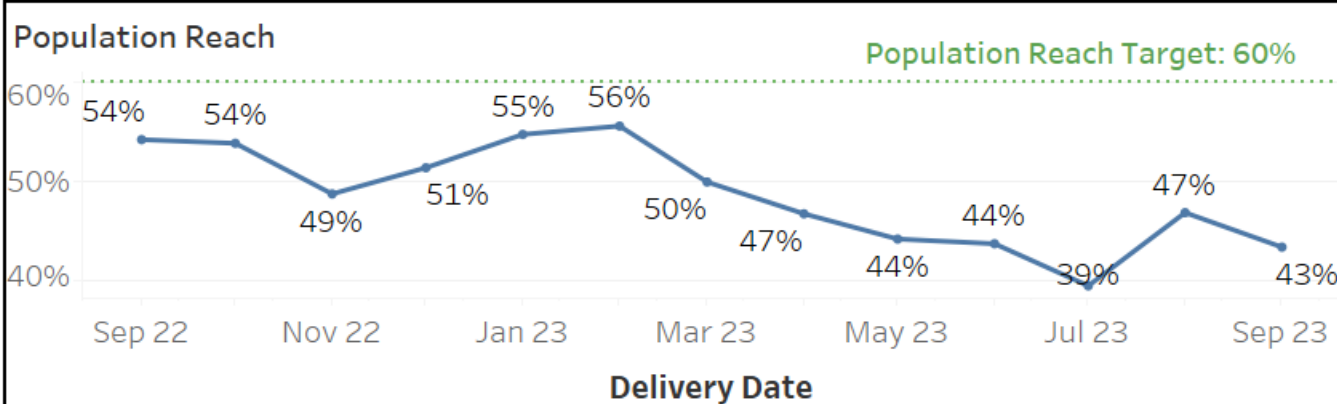
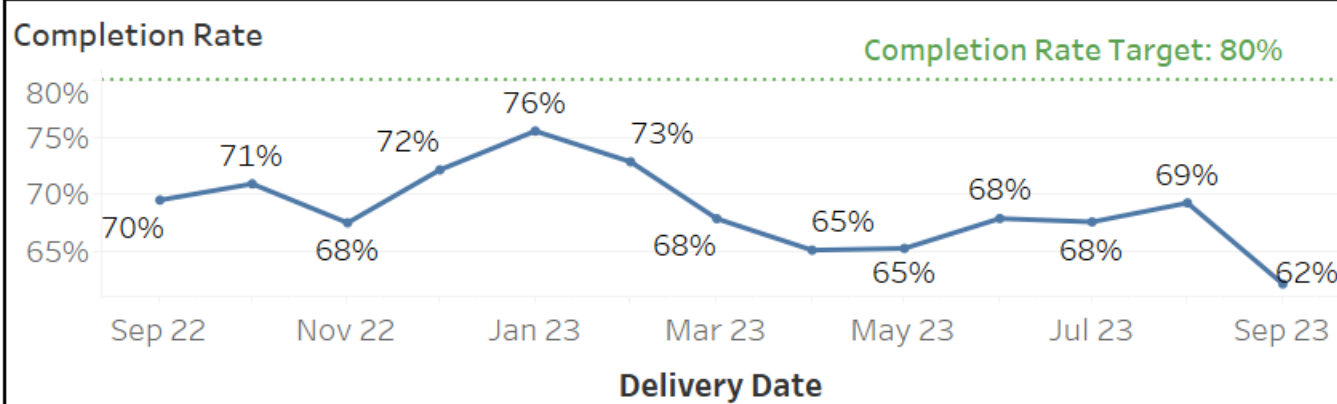
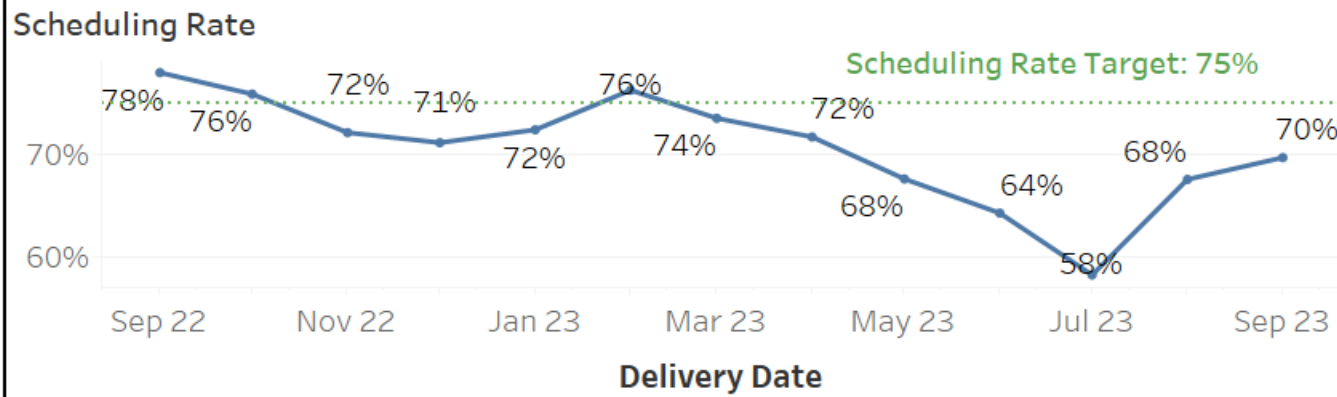
Data Extract Date: 10/30/23
Report Range: 09/01/22 - 09/30/23

September 01, 2022 to September 30, 2023



46,677 Eligible Births for FCI contracted services

Orientation	Installation	Implementation	Certification
3	6	8	13
Community Contracts	Community Contracts	Community Contracts	Community Contracts



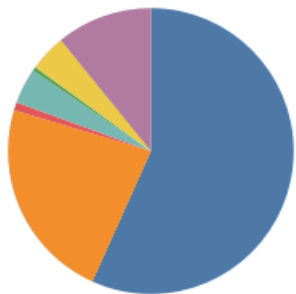
Note: The FCI Network Reach Snapshot provides monthly point estimates as a reference for implementing community partners to compare their local data. The date of the most current point estimate is noted on the top of each slide along with reporting period. Incomplete data entries create an underestimate of reported values, which are typically corrected within a quarter. Downward trends in reach can be explained by several factors, including refinement of data quality over time and expanding beyond original eligible birth populations. These patterns are useful to spark dialogue with your Implementation Specialist. The Scheduling Rate, Completion Rate, and Population Reach data do NOT include the entire FCI network. Data from community partners in orientation, installation, and implementation are NOT included. Slide 2 ONLY includes actively implementing Family Connects certified partners.

FCI Network Family Demographics

Data Extract Date: 10/30/23
Report Range: 09/01/22 - 09/30/23

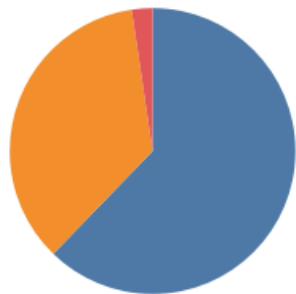
18,234 Completed IHVs (Activity Data)

Slides 3-5 include the ENTIRE FCI NETWORK of community partners who are actively implementing and entering data in the centralized data system.



Caregiver Race

NH/PI	0%
AI/AN	1%
Asian	4%
>1 races	4%
Other	11%
Black/AA	23%
White	57%



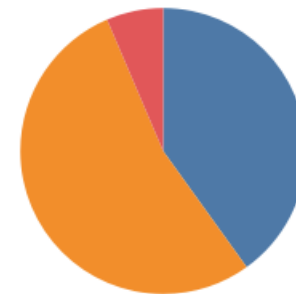
Caregiver Ethnicity

Not assessed	2%
Hispanic or Latino	35%
Not Hispanic or Latino	62%



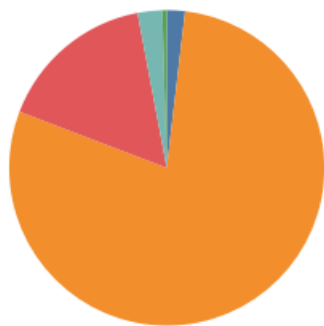
Caregiver Education Level

GED	2%
Associates	3%
Some HS	15%
Some college	18%
HS Diploma	27%
Degree +	35%



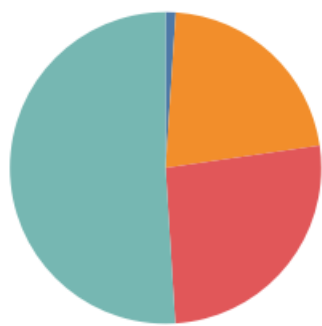
Caregiver Insurance Type

No Insurance	6%
Private / Employer Provided	40%
Medicaid / Public	54%



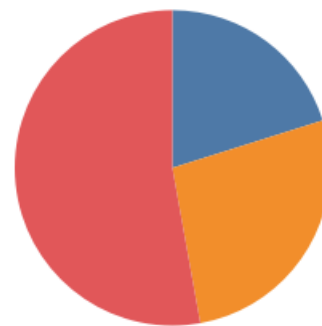
Infant Age In Days

84+	0%
<14	2%
56-83	3%
35-55	16%
14-34	79%



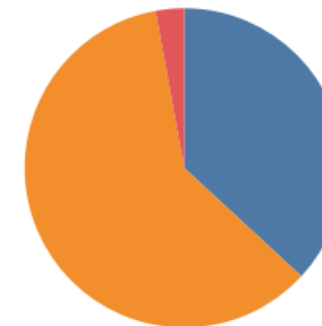
Mother Age In Years

<18	1%
18-24	22%
25-29	26%
30+	51%



Marital Status

Single	20%
Single, lives with partner/FOB	27%
Married	53%



Infant Insurance Type

No Insurance	3%
Private / Employer Provided	37%
Medicaid / Public	60%

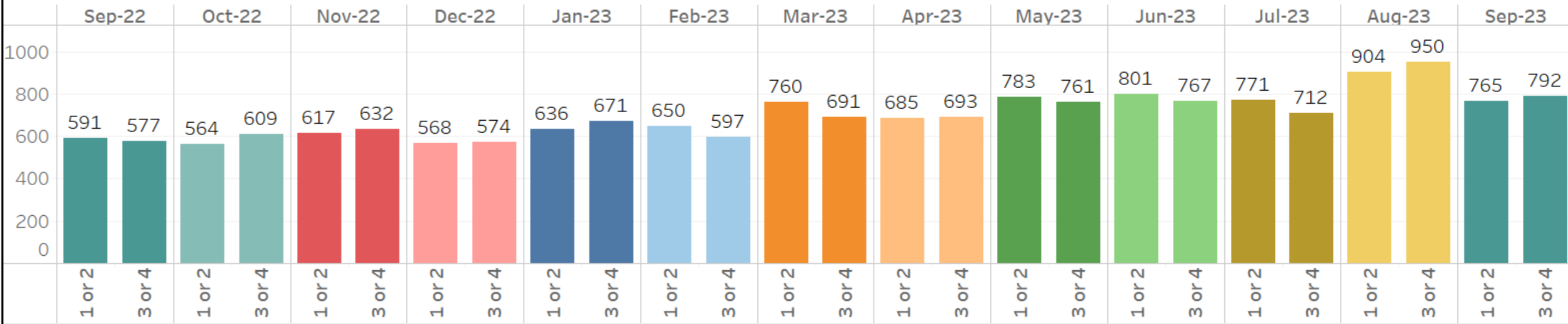
FCI Network Matrix Ratings and Referrals

Data Extract Date: 10/30/23
Report Range: 09/01/22 - 09/30/23

18,234 Completed IHVs (Activity Data)

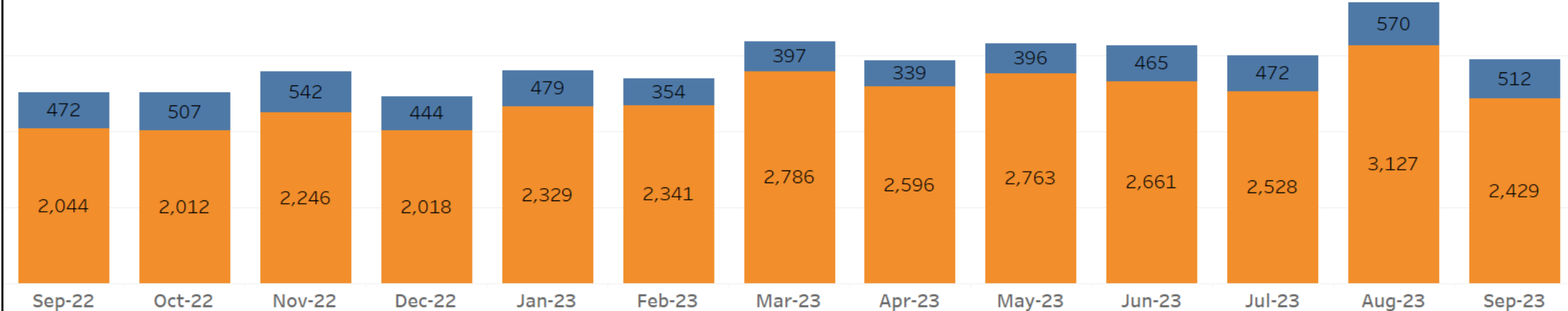
Slides 3-5 include the ENTIRE FCI NETWORK of community partners who are actively implementing and entering data in the centralized data system.

Matrix Ratings



Referrals

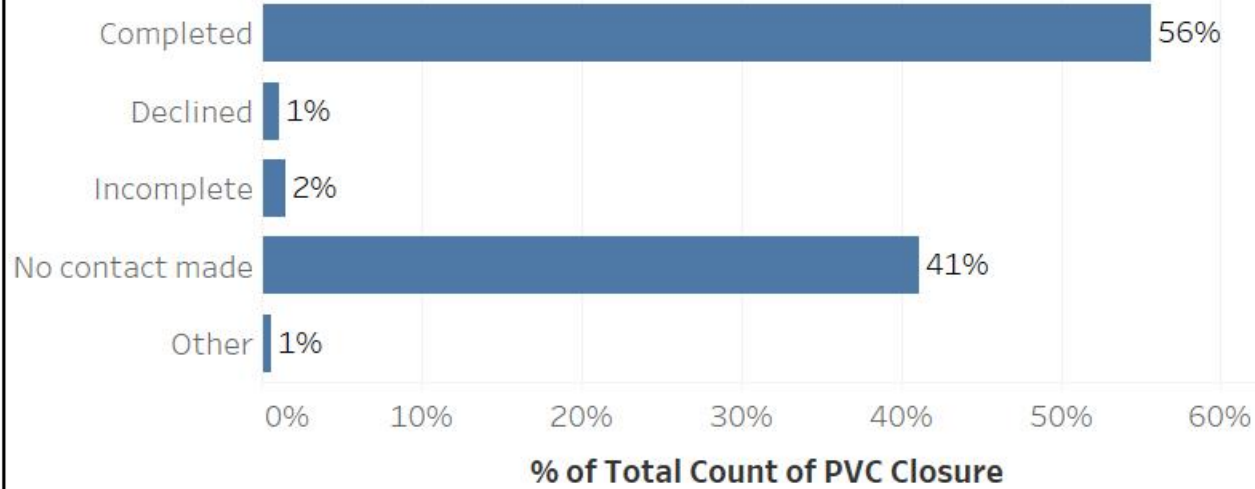
- Existing 'Support Being Provided'
- New 'Support Requested'



FCI Network Post Visit Connection

Data Extract Date: 10/30/23
Report Range: 09/01/22 - 09/30/23

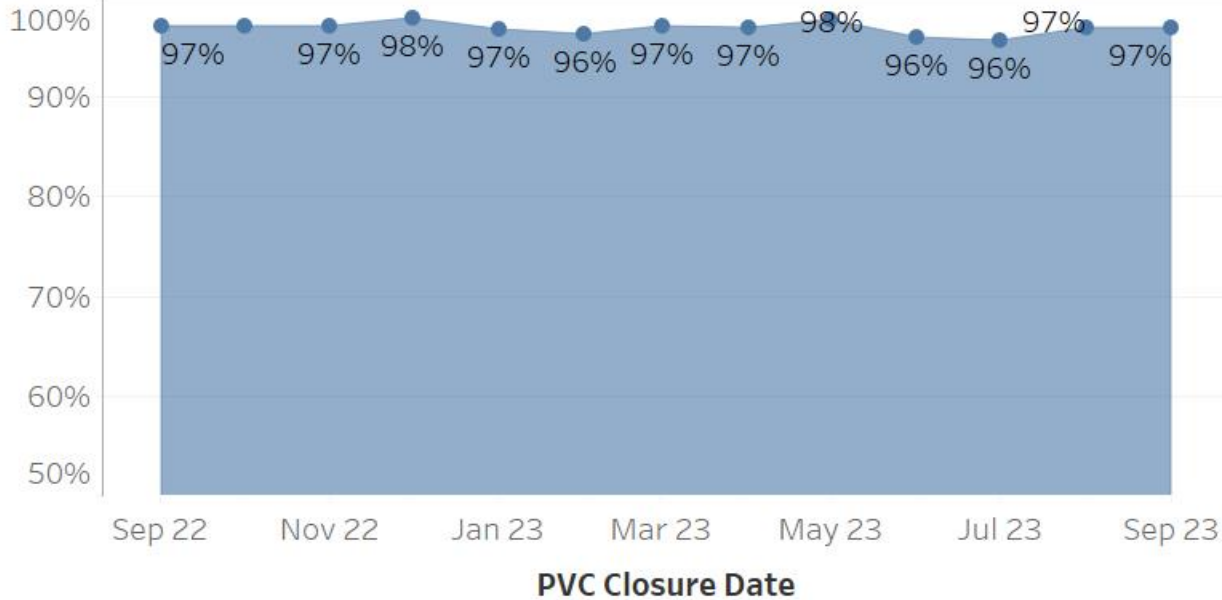
PVC Closure



Referral Connection Rate



Satisfaction Rate



**FAMILY
CONNECTS
INTERNATIONAL**

**3710 University Drive
Suite 310
Durham, NC 27707
Phone: 919-808-1961
familyconnects.org**

